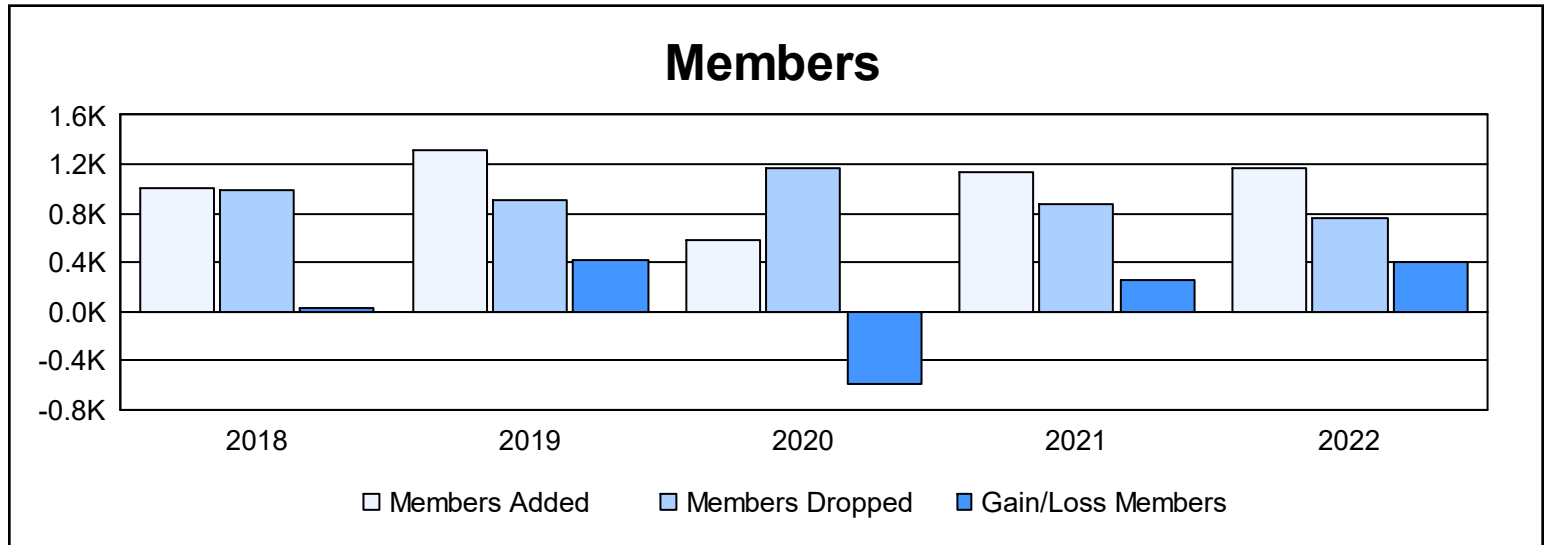
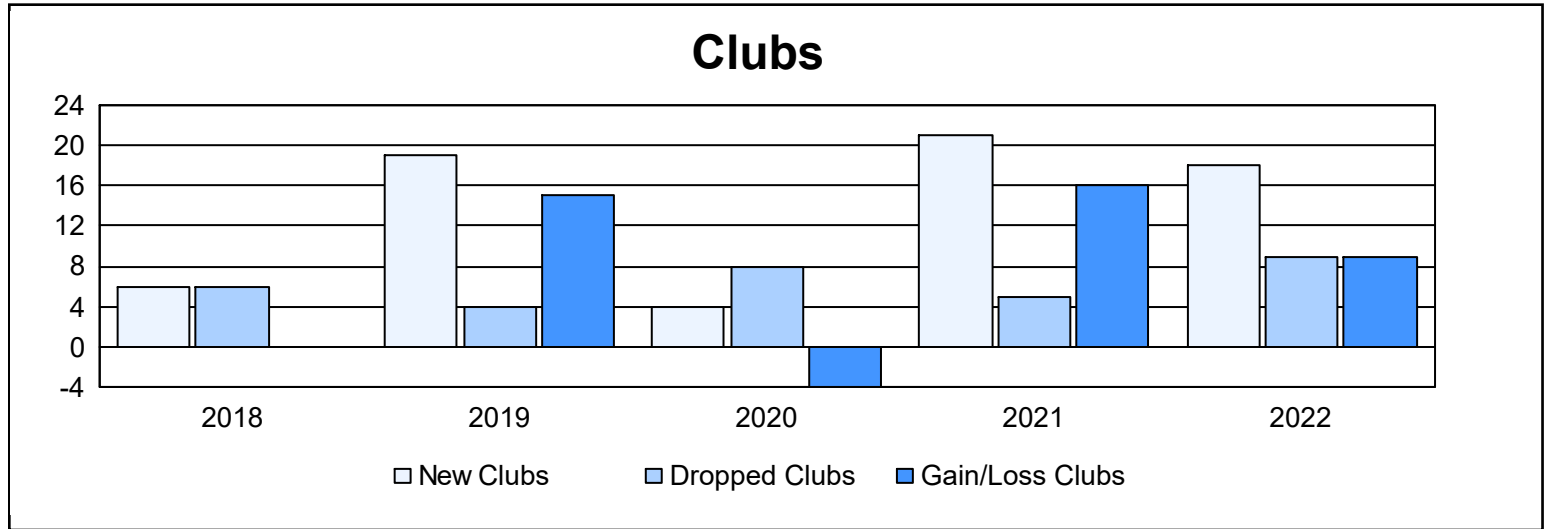
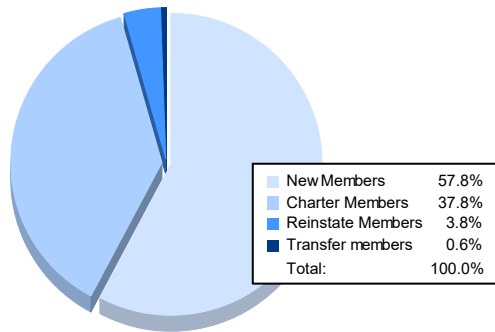


Year	New Clubs	Dropped Clubs	Gain/ Loss Clubs	New Members	Charter Members	Reinstate Members	Transfer Members	Total Member Added	Total Members Dropped	Gain/ Loss Members
2017-2018	6	6	0	697	231	74	7	1,009	985	24
2018-2019	19	4	15	699	527	85	4	1,315	902	413
2019-2020	4	8	-4	338	168	63	8	577	1,163	-586
2020-2021	21	5	16	579	506	48	7	1,140	880	260
2021-2022	18	9	9	674	441	44	7	1,166	762	404
<b>Average</b>	<b>14</b>	<b>6</b>	<b>7</b>	<b>597</b>	<b>375</b>	<b>63</b>	<b>7</b>	<b>1,041</b>	<b>938</b>	<b>103</b>



### Membership Composition June 2022 Cumulative



### Gender Composition June 2022 Cumulative

